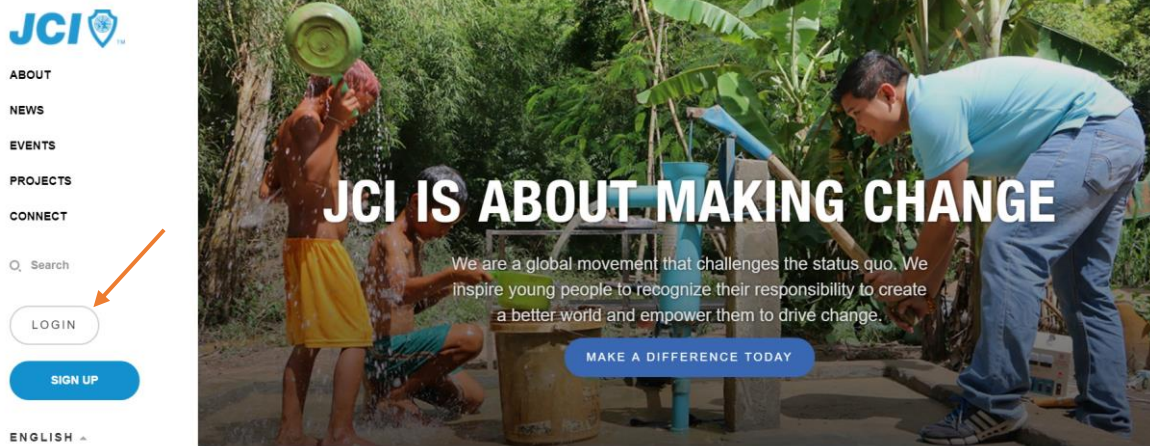
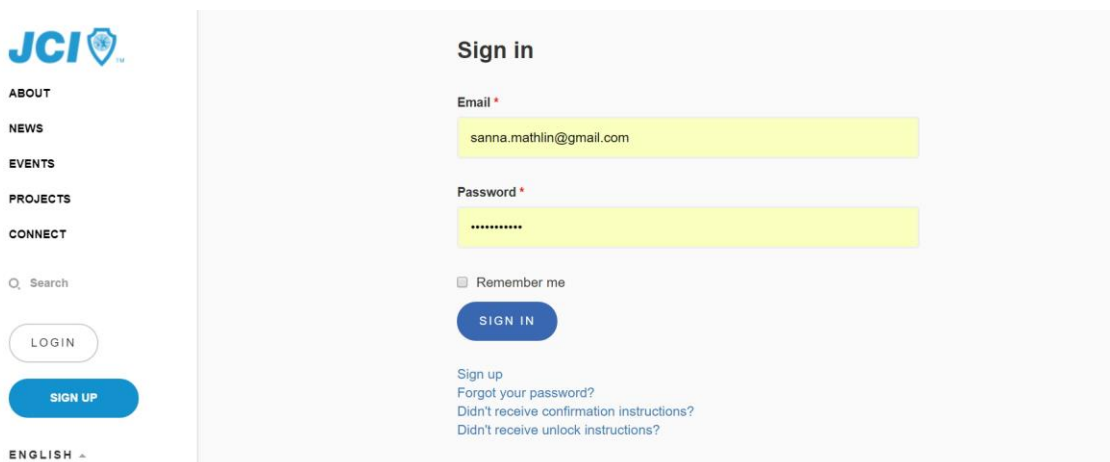


Mene [www.jci.cc](http://www.jci.cc) -sivuille ja kirjaudu sisään vasemmasta laidasta LOGIN.

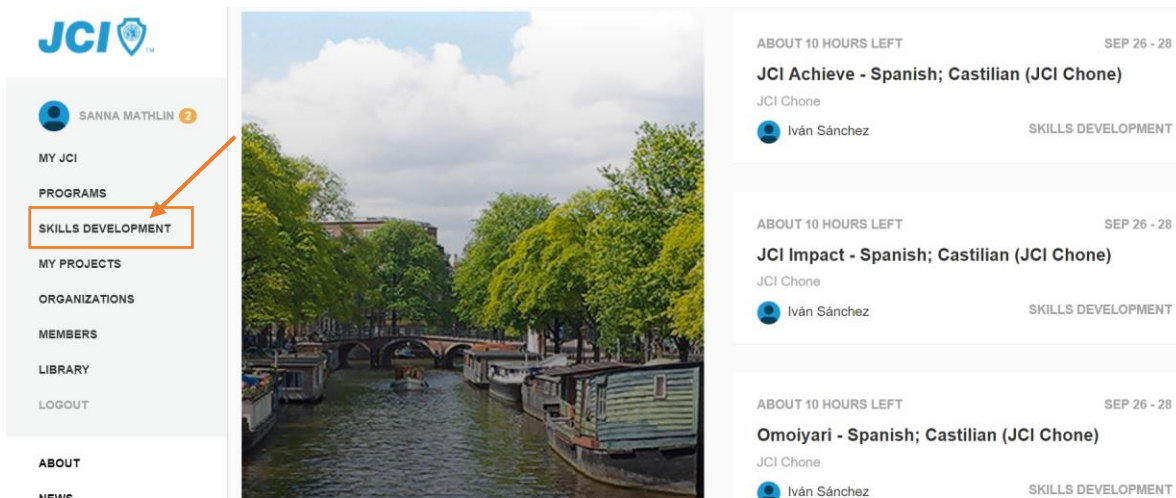
Jos kirjaudut ensimmäistä kertaa jci.cc:hen, valitse SIGN UP ja täytä tietosi avautuvaan lomakkeeseen. Huomioithan, että kamarisi puheenjohtaja tulee hyväksyä uuden jäsenen tunnukset ennen kuin voit ilmoittautua koulutuksiin.



Kirjoita sähköpostiosoitteesi ja salasanasi kirjautuaksesi sisään jci.cc:hen.

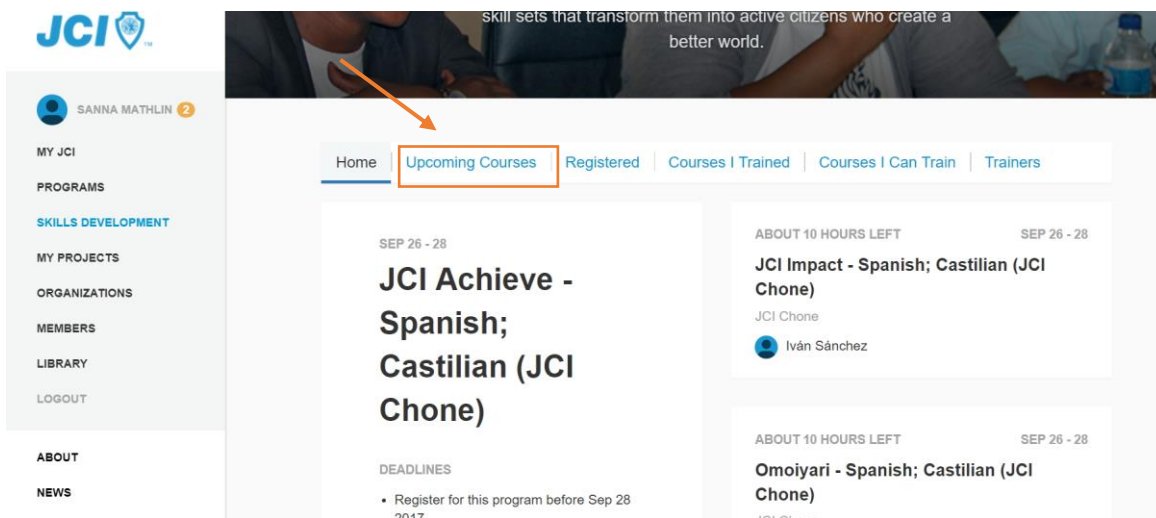


Valitse vasemmasta valikosta SKILLS DEVELOPMENT.



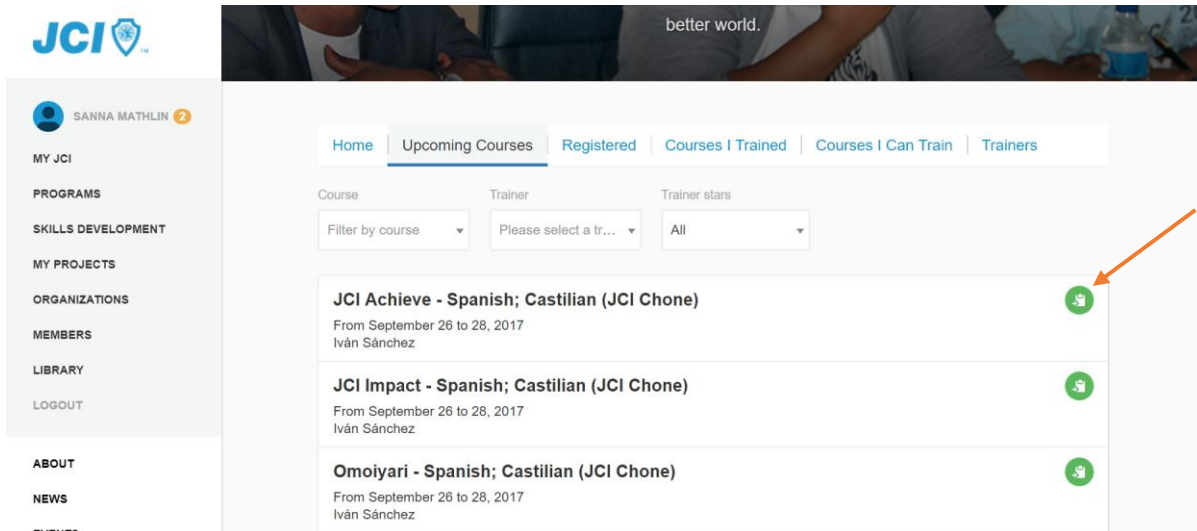
The screenshot shows the JCI user interface. On the left is a navigation menu with the following items: MY JCI, PROGRAMS, SKILLS DEVELOPMENT (highlighted with an orange box and an arrow), MY PROJECTS, ORGANIZATIONS, MEMBERS, LIBRARY, LOGOUT, ABOUT, and NEWS. The main content area features a large image of a canal with boats and trees. To the right of the image, there are three course cards, each with the text 'ABOUT 10 HOURS LEFT' and 'SEP 26 - 28'. The first card is for 'JCI Achieve - Spanish; Castilian (JCI Chone)' by Iván Sánchez. The second card is for 'JCI Impact - Spanish; Castilian (JCI Chone)' by Iván Sánchez. The third card is for 'Omoiyari - Spanish; Castilian (JCI Chone)' by Iván Sánchez. All three cards are categorized as 'SKILLS DEVELOPMENT'.

Klikkaa nyt UPCOMING COURSES -välilehteä niin pääset selaamaan koulutuksia.



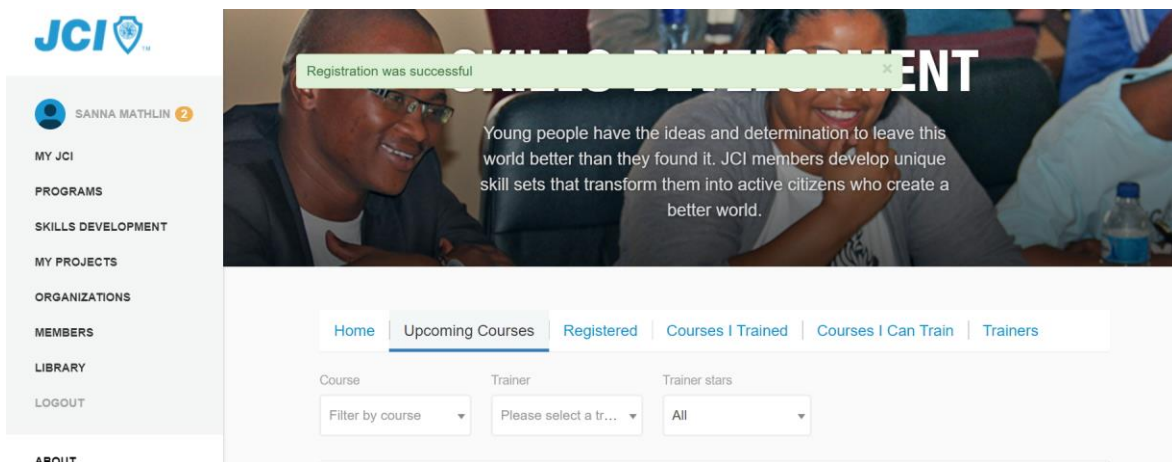
The screenshot shows the JCI user interface with the 'Upcoming Courses' menu item highlighted in the navigation bar. The navigation bar includes 'Home', 'Upcoming Courses' (highlighted with an orange box and an arrow), 'Registered', 'Courses I Trained', 'Courses I Can Train', and 'Trainers'. The main content area features a large image of people interacting, with the text 'Skill sets that transform them into active citizens who create a better world.' above it. Below the image, there are three course cards. The first card is for 'JCI Achieve - Spanish; Castilian (JCI Chone)' with a deadline of 'SEP 26 - 28'. Below this card, there is a 'DEADLINES' section with a bullet point: 'Register for this program before Sep 28 2017'. The second card is for 'JCI Impact - Spanish; Castilian (JCI Chone)' by Iván Sánchez, with 'ABOUT 10 HOURS LEFT' and 'SEP 26 - 28'. The third card is for 'Omoiyari - Spanish; Castilian (JCI Chone)' by Iván Sánchez, with 'ABOUT 10 HOURS LEFT' and 'SEP 26 - 28'.

Voit hakea koulutuksia joko koulutuksen nimen tai kouluttajan nimen avulla. Voit myös selata koulutuksia valitsematta edellä mainittuja hakukriteerejä. Kun löydät mieleisesi koulutuksen, ilmoittaudu siihen klikkaamalla vihreää palloa oikeassa reunassa.



The screenshot shows the JCI website interface. On the left is a navigation menu with options like 'MY JCI', 'PROGRAMS', 'SKILLS DEVELOPMENT', 'MY PROJECTS', 'ORGANIZATIONS', 'MEMBERS', 'LIBRARY', 'LOGOUT', 'ABOUT', 'NEWS', and 'EVENTS'. The main content area has a header with the JCI logo and the slogan 'better world.'. Below the header is a navigation bar with 'Home', 'Upcoming Courses', 'Registered', 'Courses I Trained', 'Courses I Can Train', and 'Trainers'. Underneath is a filter section with 'Course' (Filter by course), 'Trainer' (Please select a tr...), and 'Trainer stars' (All). The main list displays three courses: 'JCI Achieve - Spanish; Castilian (JCI Chone)', 'JCI Impact - Spanish; Castilian (JCI Chone)', and 'Omoiyari - Spanish; Castilian (JCI Chone)'. Each course entry includes the dates 'From September 26 to 28, 2017' and the trainer 'Iván Sánchez'. A green circular button with a plus sign is located to the right of each course entry, and an orange arrow points to the button for the first course.

Ilmoittautuminen on onnistunut, kun saat kuvassa näkyvän vihreän ilmoituksen. Ilmoituslaatikko näkyy punaisena, jos ilmoittautuminen ei ole jostain syystä onnistunut.



The screenshot shows the JCI website interface after a successful registration. A green banner at the top of the main content area displays the message 'Registration was successful' with a close button (X). Below the banner is a quote: 'Young people have the ideas and determination to leave this world better than they found it. JCI members develop unique skill sets that transform them into active citizens who create a better world.' The navigation and filter sections are identical to the previous screenshot.

Voit tarkastella koulutuksia, joihin olet ilmoittautunut REGISTERED -välilehdellä. Klikkaamalla oikeassa reunassa olevaa punaista palloa, voit perua ilmoittautumisesi.

The screenshot shows the JCI user interface. On the left is a navigation menu with the following items: MY JCI, PROGRAMS, SKILLS DEVELOPMENT, MY PROJECTS, ORGANIZATIONS, MEMBERS, LIBRARY, LOGOUT, ABOUT, and NEWS. The main content area has a header with the text "skill sets that transform them into active citizens who create a better world." Below the header is a navigation bar with tabs: Home, Upcoming Courses, Registered (highlighted with an orange box), Courses I Trained, Courses I Can Train, and Trainers. Under the navigation bar are four filter dropdowns: Status (All active), Course (Filter by course), Trainer (Please select a ...), and Trainer stars (All). The main content area displays a list of courses:

Course Name	Registration Status	Action
JCI Impact - Finnish (JCI Jyväskylä)	REGISTRATION OPEN	Red circular icon with a white trash can symbol
Networking - Finnish (JCI Vihti)	REGISTRATION OPEN	Red circular icon with a white trash can symbol

An orange arrow points to the red circular icon in the first row of the course list.